



# A fun and easy way to record and store information for your nonfiction studies!

## What is a Fact File?

A **Fact File** is a student-generated resource used to record and store information about a particular topic, using the guidance of the templates included within.

Each **Fact File** contains the following elements to help guide the student's exploration and study of a particular topic:

- *What do you know about..* web (complete before study formally begins)
- *Questions I Have About..* template (complete before and during study)
- Fact Cards + Fact Card Pocket
- Sticky Note Spot
- Vocabulary Envelope
- Directed List space
- Diagram drawing spot
- Collection Pocket

## Assembling the Fact File!

### Note to the Teacher:


This will definitely take some time to assemble, so make sure to plan accordingly. If you have parent-volunteers, this would be a GREAT thing for them to help you out with! However, once assembled, you're set. The next several pages will detail how to set-up the Fact File and how to use the templates effectively ☺

Happy Teaching!  
 Babbling Abby ☺

### MATERIALS (per student):


- included templates
- file folder (11.5"x8.5" or larger)
- envelope (4 1/8" x 9.5")
- 5-10 sticky notes
- scissors
- glue

## Front Cover



Each front cover is designed to include the title, name plate, and a place where the student can complete a web about the information he already knows about the topic he is studying. Of course, let your kiddos personalize these as much as possible by adding color and drawings to the unused space!


## Inside Left



## Inside Right



## Back Cover



## Student Work



This is an example of how a Fact File works using the Bat Templates from the October Fact File.