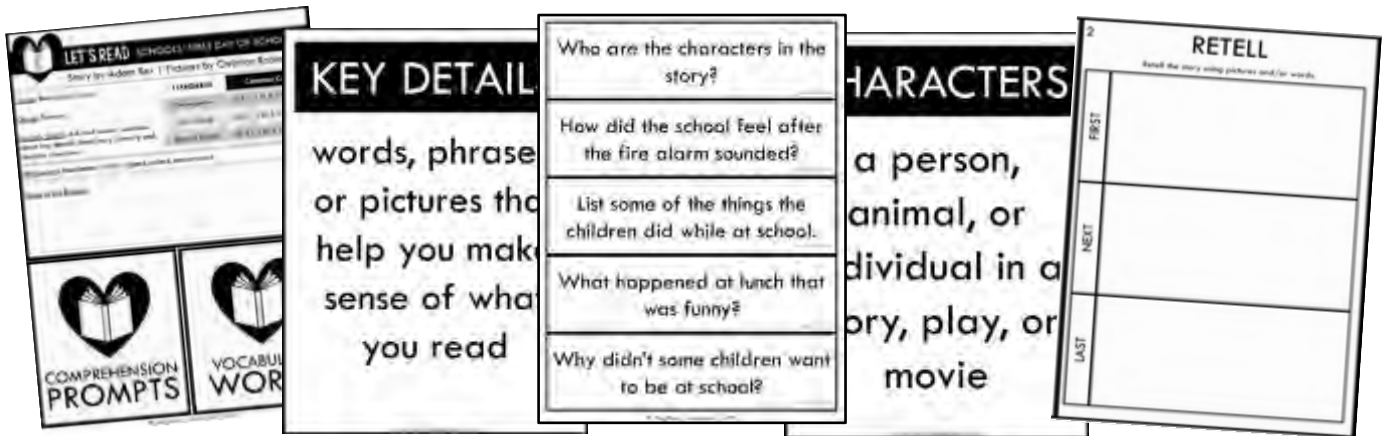


LET'S READ

HERSHEL AND THE HANUKKAH GOBLINS



The collage includes several worksheets:

- LET'S READ** (SCHOOLS / HOME / EARLY CHILDHOOD) - Story by Adam Sax | Illustrated by Christine Esposito
- KEY DETAIL** - words, phrases or pictures that help you make sense of what you read
- CHARACTERS** - a person, animal, or individual in a story, play, or movie
- RETELL** - Retell the story using pictures and/or words. Includes sections for FIRST, NEXT, and LAST.
- COMPREHENSION PROMPTS** and **VOCABULARY WORDS** (both featuring a heart with an open book icon).

FOCUSED READ-ALLOUD THAT TEACHES:
ELA skills | vocabulary | comprehension

Created by Abby Mullins





READ-ALOUD REFERENCE GUIDE

LET'S READ SCHOOLS' FIRST DAY OF SCHOOL
Story by Adam Rex | Pictures by Christian Robinson

Theme: Belonging/Identity

Genre: Fantasy

Literacy Skills: Ask and answer questions about key details; Retell story; Identify and describe characters

Vocabulary: foundation, janitor, sagged, exited, embarrassed

Notes to the Reader:

Use this space to write personal notes, so that you'll remember how you taught this book year after year.

STANDARDS	Common Core
Kindergarten	RL.K.1 RL.K.2 RL.K.3
First Grade	RL.1.1 RL.1.2 RL.1.3
Second Grade	RL.2.1 RL.2.2 RL.2.3


GUIDE INCLUDES:
Theme, Genre, Literacy Skills Covered, Common Core Standards, Vocabulary Words, & Teacher Notes space



Cut out this **guide** and paperclip or paste it into the front of the book to use for **quick reference** when lesson-planning and preparing to read this book. Prep once and use this guide year after year!



READ-ALOUD BOOK POCKETS



Cut out these pockets and paste into the back of the book for easy access to Text Dependent Questions and Vocabulary Words to use while using this book. Prep once and use year after year!



ELA ANCHOR POSTERS

CHARACTERS

RETELL

KEY DETAILS

OPTION ONE

**INCLUDES ELA
TERM +
DEFINITION**

PLEASE NOTE: THESE ARE SAMPLES AND ARE NOT NECESSARILY INCLUDED IN THIS PACK. THE POSTERS ARE BOOK-SPECIFIC AND CHANGE ACCORDING TO THE STANDARD(S) ADDRESSED DURING THE FOCUSED READ-ALOUD.

RETELL

to tell a story again

OPTION TWO

**INCLUDES ELA TERM
+ DEFINITION +
ILLUSTRATION SPACE**

**(FOR TEACHER OR STUDENT DRAWING
TO SUPPORT DEFINITION)**

CHARACTERS

a person, animal, or individual in a story, play, or movie

KEY DETAILS

words, phrases, or pictures you make sense of when

Each Focused Read-Aloud addresses at least one ELA standard and includes corresponding anchor posters to use while reading.



WRITING PROMPTS

Illustrate a character from the story.
Write about the character.

Illustrate your favorite scene.
Write about it.

Illustrate a vocabulary word.
Use it in a sentence.

Illustrate how the school felt at the beginning of the story. Write about it.

Illustrate how the small girl with freckles felt at the end of the story. Write about it.

Illustrate the lunchroom scene. Write about it.

W. Anne Miller © Reading Aloud © 2018

Illustrate a character from the story.
Write about the character.



This is the school.
He likes being a school.


Each Focused Read-Aloud includes six different **writing prompts**. Print, cut apart, and have students paste onto paper or into their journals. The intention is that every student isn't answering the same prompt, so that they can share their responses with partners, in a small group, or with the class.



TEXT DEPENDENT QUESTIONS

WHILE READING:

Print these questions on sticky notes and stick into book before reading as markers to remind you to ask your students questions while reading.



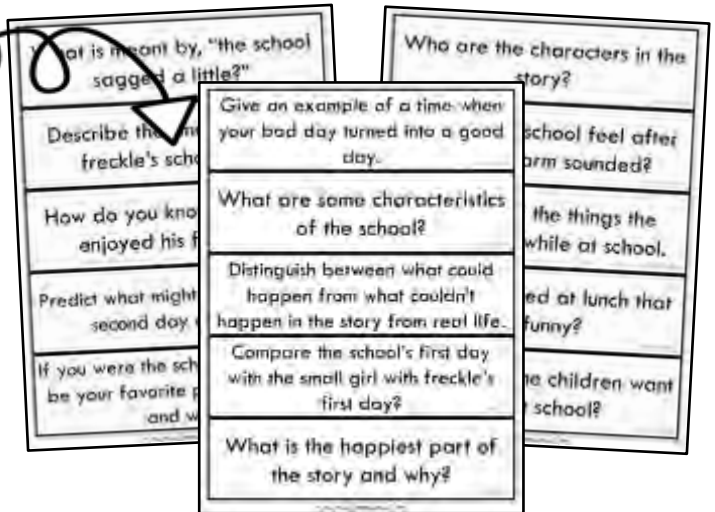
These **text-based** questions make it easy to structure your read-aloud and check for comprehension while reading. Visit bit.ly/PrintableStickies for a printable sticky note tutorial!



TEXT DEPENDENT QUESTIONS

AFTER READING:

Cut and laminate these questions and put into pocket at the end of the book. Use these questions to further comprehension after reading.



Why didn't some children want to be at school?

knowledge

The bottom right of each prompt indicates the type of question being asked according to Bloom's Taxonomy.

These **text-based questions** make it easy to check for comprehension and ensure you are asking higher level questions after your reading.



COLLABORATIVE POSTERS

RETELL

THEN

NEXT
FIRST

PLEASE NOTE: THESE ARE SAMPLES AND ARE NOT NECESSARILY INCLUDED IN THIS PACK. THE TEMPLATES ARE BOOK-SPECIFIC AND CHANGE ACCORDING TO THE STANDARD(S) ADDRESSED DURING THE FOCUSED READ-ALOUD.

RETELL

FIRST

NEXT

THEN

LAST

Use the header to label the poster and then use the other pieces to complete the poster by illustrating and/or writing on or under them.

Each Focused Read-Aloud includes at least one set of **collaborative poster templates**. These can be used for a teacher-created poster during whole group instruction, or can be given to the students to work in small groups to construct the poster together – a great way to reinforce the ELA skill(s) taught.



DIFFERENTIATED COMPREHENSION CHECKS



Each Focused Read-Aloud includes three **differentiated comprehension checks** that address the vocabulary and literacy skills outlined on the guide. They focus on Kindergarten, First Grade, or Second Grade standards. Print double-sided and fold in half.



LET'S READ

HERSHEL & THE HANUKKAH GOBLINS

Story Eric Kimmel and Illustrations by Trina Schart Hyman

Theme: Hanukkah, Ukraine, Holiday

Genre: Fiction, tale

Literacy Skill(s): Ask and answer questions about key details; Retell tale; Identify characters, setting, and major events in story (problem, solution)

STANDARDS

Common Core

Kindergarten

RL.K.1 | RL.K.2 | RL.K.3

First Grade

RL.1.1 | RL.1.2 | RL.1.3

Second Grade

RL.2.1 | RL.2.2 | RL.2.3

Vocabulary: latkes, synagogue, menorah, dreidels, goblins, rabbi, Hanukkah, blessing, greedy, furious, shammes candle, vanished, gleaming, spell, shattered

Notes to the Reader:



TEXT-DEPENDENT QUESTIONS



VOCABULARY WORDS