







# DIGITAL ACTIVITIES FOR Rhyming Words

**RHYME TIME!**

cab

What rhymes with cab?

|   |  |   |
|---|--|---|
| <br>tab  |   |   |
| <br>wax |  |  |

**CVC WORDS**








# DIGITAL ACTIVITIES FOR

FOR GOOGLE SLIDES™ & SEESAW™

45

## RHYME TIME!

What rhymes with cab?

|   |  |  |   |
|---|--|--|---|
|  |  <p>tab</p> |  |  |
|   |  <p>wax</p> |  |  |

babblingabby.net

- 30 slides total, 2 directions per page
- Listen to words read aloud. If the word rhymes with the target word, move the green checkmark into the box next to it. If the words do not rhyme, move the red X into the box next to it.
- Audio bites + Moveable pieces in Google Slides™ and Seesaw™

# Click to Download

## DIGITAL LETTER SOUND ACTIVITIES

FOR GOOGLE CLASSROOM™



DIGITAL ACTIVITIES FOR  
FOR GOOGLE SLIDES™ & SEESAW™

**RHYME TIME!**

cab

What rhymes with cab?

|  |   |   |
|--|---|---|
|  | ✓ | ✗ |
|  | ✗ | ✓ |

- 30 slides total, 2 directions per page
- Listen to words read aloud. If the word rhymes with the target word, move the green checkmark into the box next to it. If the words do not rhyme, move the red X into the box next to it.
- Audio bites + Moveable pieces in Google Slides™ and Seesaw™

babblingabby.net

# Click to Download

## DIGITAL LETTER SOUND ACTIVITIES

FOR SEESAW™



DIGITAL ACTIVITIES FOR  
FOR GOOGLE SLIDES™ & SEESAW™

**RHyme TIME!**

cab

What rhymes with cab?

|  |                          |                                     |                          |
|--|--------------------------|-------------------------------------|--------------------------|
|  |                          | <input checked="" type="checkbox"/> | <input type="checkbox"/> |
|  | <input type="checkbox"/> | <input checked="" type="checkbox"/> | <input type="checkbox"/> |

- 30 slides total, 2 directions per page
- Listen to words read aloud. If the word rhymes with the target word, move the green checkmark into the box next to it. If the words do not rhyme, move the red X into the box next to it.
- Audio bites + Moveable pieces in Google Slides™ and Seesaw™

babblingabby.net

CLICK TO SAVE PART 1

CLICK TO SAVE PART 2

# Also Included

## DIRECTIONS

Directions for assigning activities in  
Google Classroom™ + Seesaw™

### ASSIGNING AN ACTIVITY IN GOOGLE SLIDES™

1. Click the link embedded in this file for the activity you want to use.
2. Click **MAKE A COPY**.



3. Open your Google Classroom™.
4. Click **CLASSWORK**.
5. Click **CREATE > ASSIGNMENT**.



babblingabby.net

### ASSIGNING AN ACTIVITY IN SEESAW™

1. Click the link embedded in this file for the activity you want to use.
2. Click **SAVE ACTIVITY**.



3. The activity will then appear in your **ACTIVITY LIBRARY**.
4. Click **ASSIGN**.



babblingabby.net