LET'S READ

FROM SEED TO PUMPKIN

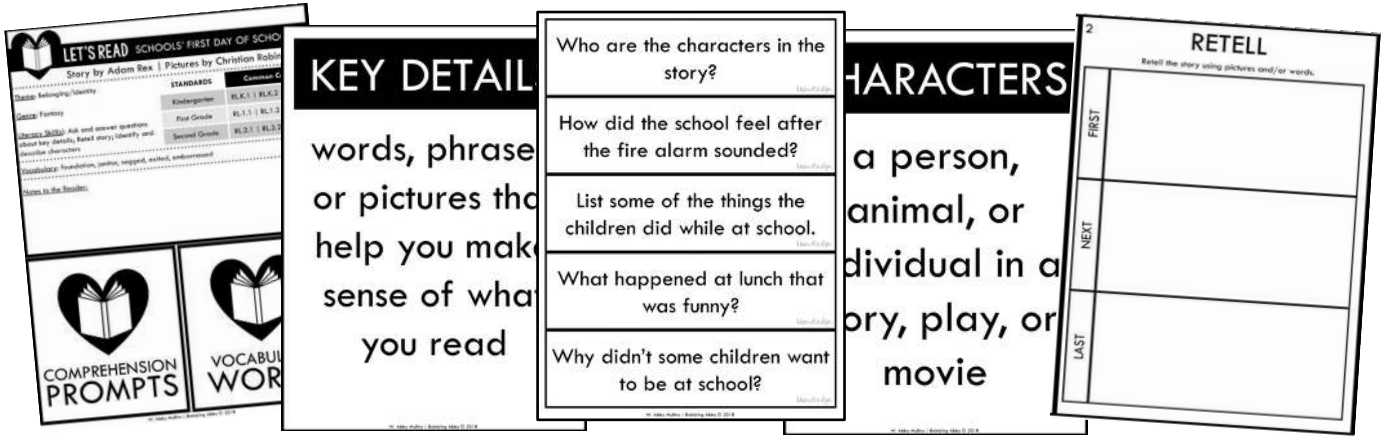

FOCUSED READ-ALOUD THAT TEACHES:

ELA skills | vocabulary | comprehension

Created by Abby Mullins

The Inspired Apple BY BABBLING ABBY

FOCUSED READ-ALOUD FEATURES

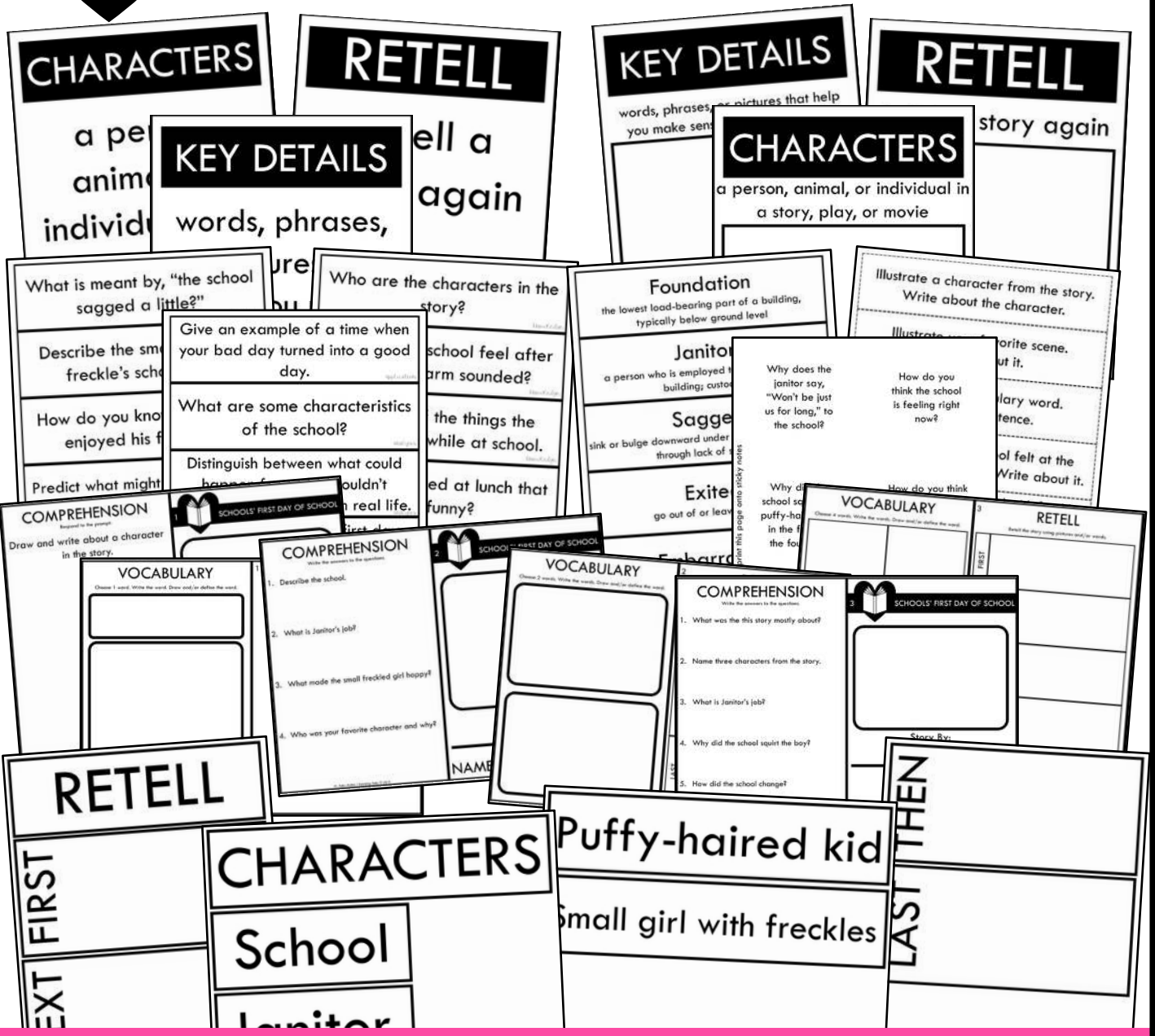

Each Focused Read-Aloud includes a combination of: ELA POSTERS, VOCABULARY WORDS + DEFINITIONS, TEXT-BASED QUESTIONS, WRITING PROMPTS, COLLABORATIVE POSTER TEMPLATES, & DIFFERENTIATED COMPREHENSION CHECKS

READ-ALOUD REFERENCE GUIDE

LET'S READ SCHOOLS' FIRST DAY OF SCHOOL

Story by Adam Rex | Pictures by Christian Robinson

Theme: Belonging/Identity

Genre: Fantasy

Literacy Skill(s): Ask and answer questions about key details; Retell story; Identify and describe characters

STANDARDS	Common Core
Kindergarten	RL.K.1 | RL.K.2 | RL.K.3
First Grade	RL.1.1 | RL.1.2 | RL.1.3
Second Grade	RL.2.1 | RL.2.2 | RL.2.3

Vocabulary: foundation, janitor, sagged, exited, embarrassed

Notes to the Reader:

Use this space to write personal notes, so that you'll remember how you taught this book year after year.

GUIDE INCLUDES:
Theme, Genre, Literacy Skills Covered, Common Core Standards, Vocabulary Words, & Teacher Notes space

Cut out this **guide** and paperclip or paste it into the front of the book to use for **quick reference** when lesson-planning and preparing to read this book. Prep once and use this guide year after year!

READ-ALOUD BOOK POCKETS

Cut out these **pockets** and paste into the back of the book for easy access to Text **Dependent Questions** and **Vocabulary Words** to use while using this book.

Prep once and use year after year!

ELA ANCHOR POSTERS

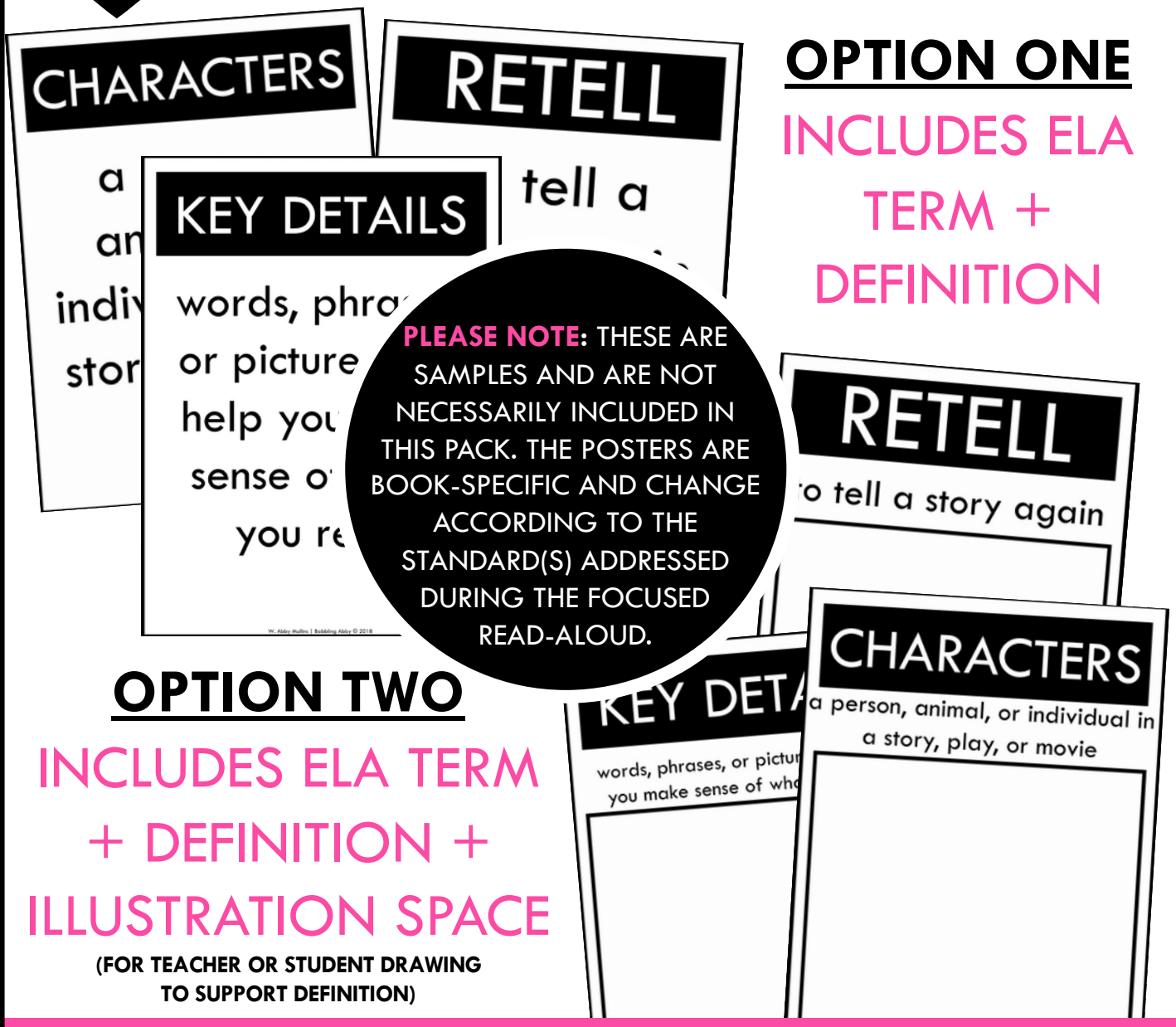

PLEASE NOTE: THESE ARE SAMPLES AND ARE NOT NECESSARILY INCLUDED IN THIS PACK. THE POSTERS ARE BOOK-SPECIFIC AND CHANGE ACCORDING TO THE STANDARD(S) ADDRESSED DURING THE FOCUSED READ-ALOUD.

OPTION ONE

INCLUDES ELA TERM + DEFINITION

OPTION TWO

INCLUDES ELA TERM + DEFINITION + ILLUSTRATION SPACE

(FOR TEACHER OR STUDENT DRAWING TO SUPPORT DEFINITION)

Each Focused Read-Aloud addresses at least one ELA standard and includes corresponding anchor posters to use while reading.

WRITING PROMPTS

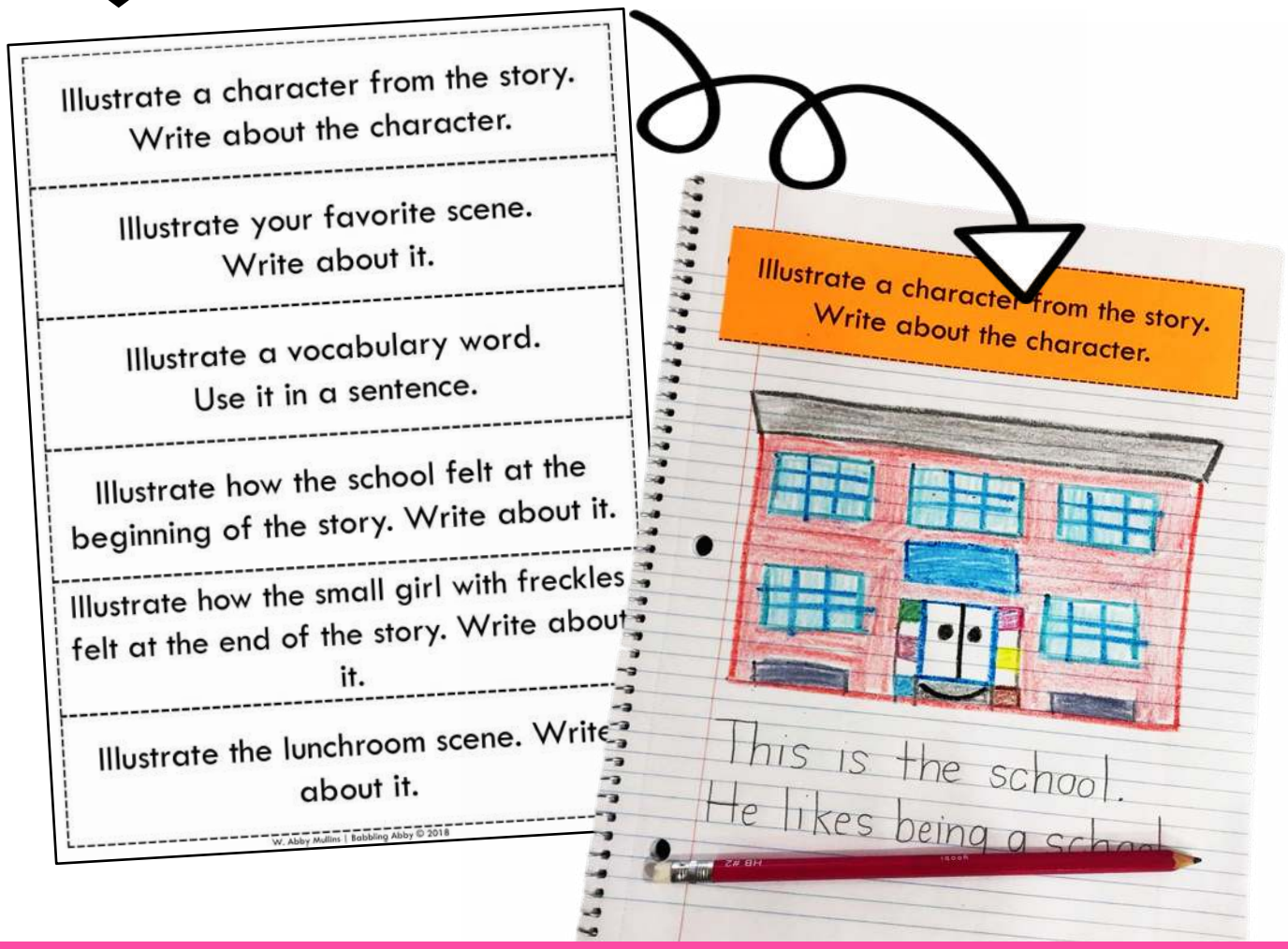

Each Focused Read-Aloud includes six different **writing prompts**. Print, cut apart, and have students paste onto paper or into their journals. The intention is that every student isn't answering the same prompt, so that they can share their responses with partners, in a small group, or with the class.

TEXT DEPENDENT QUESTIONS

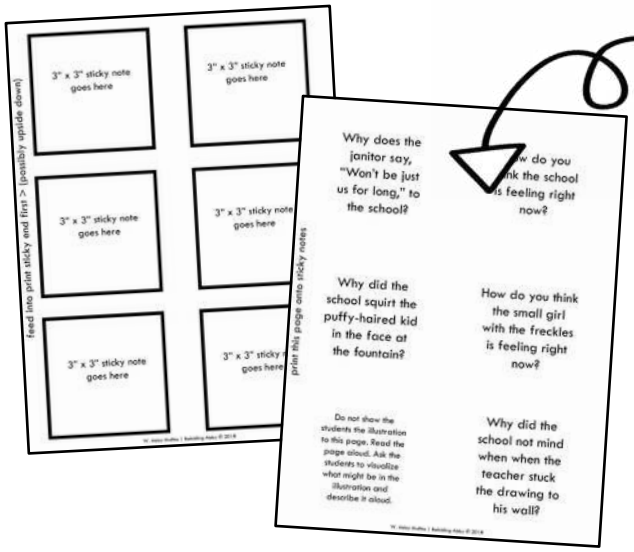

WHILE READING:

Print these questions on sticky notes and stick into book before reading as markers to remind you to ask your students questions while reading.

These **text-based questions** make it easy to structure your read-aloud and check for comprehension while reading. Visit **bit.ly/PrintableStickies** for a printable sticky note tutorial!

TEXT DEPENDENT QUESTIONS

AFTER READING:

Cut and laminate these questions and put into pocket at the end of the book. Use these questions to further comprehension after reading.

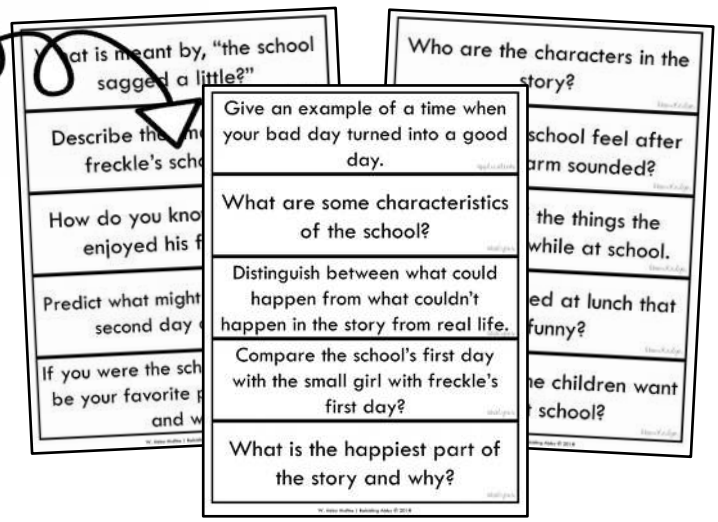

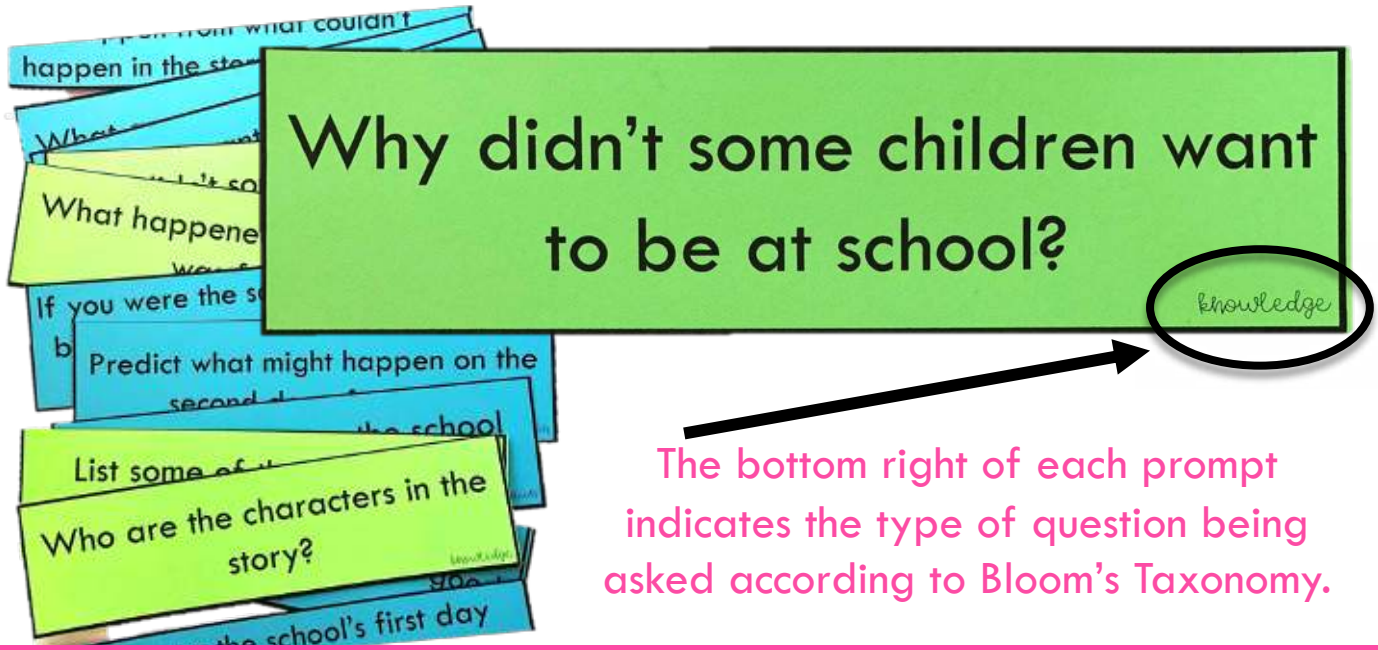

The bottom right of each prompt indicates the type of question being asked according to Bloom's Taxonomy.

These **text-based questions** make it easy to check for comprehension and ensure you are asking higher level questions after your reading.

COLLABORATIVE POSTERS

PLEASE NOTE: THESE ARE SAMPLES AND ARE NOT NECESSARILY INCLUDED IN THIS PACK. THE TEMPLATES ARE BOOK-SPECIFIC AND CHANGE ACCORDING TO THE STANDARD(S) ADDRESSED DURING THE FOCUSED READ-ALOUD.

Use the header to label the poster and then use the other pieces to complete the poster by illustrating and/or writing on or under them.

Each Focused Read-Aloud includes <u>at least one</u> set of **collaborative poster templates**. These can be used for a teacher-created poster during whole group instruction, or can be given to the students to work in small groups to construct the poster together – a great way to reinforce the ELA skill(s) taught.

DIFFERENTIATED COMPREHENSION CHECKS

Each Focused Read-Aloud includes three **differentiated comprehension checks** that address the vocabulary and literacy skills outlined on the guide. They focus on Kindergarten, First Grade, or Second Grade standards. Print double-sided and fold in half.